



Plane





**PLANE**

**Top**  
Acero  
Maple  
Erable

**Structure**  
Grigio Alluminio  
Aluminium Grey  
Gris Aluminium



**PLANE**

<b>Top</b>	<b>Structure</b>
Grigio	Grigio Alluminio
Grey	Aluminium Grey
Gris	Gris Aluminium



**PLANE**

<b>Top</b>	<b>Structure</b>
Grigio	Grigio Alluminio
Grey	Aluminium Grey
Gris	Gris Aluminium



**PLANE**

**Top**  
Wengè

**Structure**  
Grigio Alluminio  
Aluminium Grey  
Gris Aluminium

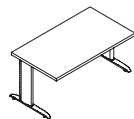


le informazioni tecniche

technical characteristics  
caratteristiche tecniche



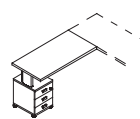
## Scrivanie Desks Bureaux



**S009P** - 80X80Xh.72  
**S000P** - 120X80Xh.72  
**S001P** - 140X80Xh.72  
**S002P** - 160X80Xh.72  
**S003P** - 180X80Xh.72



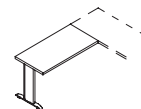
**S024P** - 80X60Xh.72  
**S025P** - 120X60Xh.72



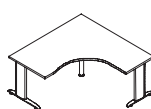
**S026P** - 80X60Xh.72  
**S027P** - 120X60Xh.72



**S028P** - 80X60Xh.72  
**S029P** - 120X60Xh.72



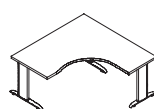
**S030P** - 80X60Xh.72  
**S031P** - 120X60Xh.72



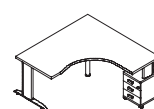
**S060P** - 160X160Xh.72



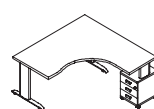
**S061P** - 160X160Xh.72



**S062P** - 160X160Xh.72



**S063P** - 160X160Xh.72



**S064P** - 160X160Xh.72



**S175P** - 208X120,5Xh.72

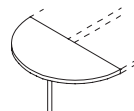
## Piani di raccordo e terminali Joining pieces Planes de liaison



**R4600P**  
80X80



**R4650P**  
40X80Xh.72,5



**R4700P**  
82,6X165Xh.72,5

## Cassettiere Pedestals Caissons



**C0100X**  
41,7X54,2Xh.56

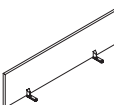


**C0120X**  
41,7X54,2Xh.56



**C8250X**  
42,5X53,2Xh.56,5

## Screens



**A4324X** - 80Xh.41,1  
**A4334X** - 120Xh.41,1  
**A4344X** - 140Xh.41,1  
**A4354X** - 160Xh.41,1  
**A4364X** - 180Xh.41,1



**A4000X** - 81X6Xh.45,5

## PIANI DI LAVORO

I piani di lavoro, spessore mm 28, sono realizzati in nobilitato MELAMINICO nelle finiture Acero, Noce, Grigio, Rovere e Wengè con bordo in ABS. I piani di lavoro, in altezza cm 72, sono integrabili con raccordi e allunghi. La struttura è realizzata in acciaio verniciato a polveri epossidiche in finitura Grigio Alluminio (RAL9006).

## CASSETTIERE

Le cassettiere in legno sono realizzate in nobilitato melaminico finitura: Acero, Noce, Grigio, Rovere e Wengé; guide in metallo (portata Kg. 25); serratura a blocco simultaneo dei cassetti. Le cassettiere in metallo sono realizzate con struttura e cassetti in lamiera in finitura Grigio Alluminio (RAL9006) e Bianco (RAL9010). Serratura a chiusura simultanea. Le cassettiere portanti sono solo in versione legno.

## SCHERMI

Gli schermi in legno, a terra e sospesi sono realizzati in nobilitato melaminico spess. mm 28 nelle finiture: Trama Bianco, Trama Grigio, Trama Verde (solo sospesi) e Trama Giallo (solo sospesi); bordati in ABS mm 2, vengono aggregati mediante apposito staffaggio ai piani di lavoro posti ad altezza cm 72. Sono disponibili vari accessori: porta-docks, porta-documenti e porta-fogli. Inoltre: schermo mobile in PPL semiopaco di colore bianco, con morsetto in metallo, che ne permette il fissaggio in qualsiasi posizione sul piano di lavoro.

## WORK TOPS

The worktops have a width of 28 mm in MELAMINE laminate with Maple, Walnut, Grey, Oak and Wengè wood finishes and ABS edging. They have a height of 72 cm and can be integrated with connecting pieces and extensions. The frame is in painted steel with an epoxy powder in Aluminium Grey (RAL9006).

## PEDESTALS

The wooden drawer units are constructed in melamine with Maple, Walnut, Grey, Wengé and Oak finishes. Metal guides (25 kg capacity). Right-hand lock with simultaneous locking of all drawers. Metal drawer units have a structure and drawers in sheet steel with Aluminium Grey (RAL9006) and White (RAL9010). Simultaneous locking system. The load-bearing drawer units are only in wood.

## SCREENS

The free-standing and suspended wooden screens are manufactured in 28 mm thick melamine with finishes: White Weave, Grey Weave, Green Weave (suspended only) and Yellow Weave (suspended only). Edged in 2 mm thick ABS. They are fixed to worktops at a height of 72 cm using special brackets. The screens can be equipped with various accessories: document holders and paper holders. In addition: PPL semi-matt mobile screen with metal clamp, allowing it to be fixed at any position on the work table.

## PLANE DE TRAVAIL

Les plans de travail, d'une épaisseur de 28 mm, en contreplaqué mélaminé avec finitions Érable, Noyer, Gris, Rouvre et Wengè bords en ABS. Les plans de travail, d'une hauteur de 72 cm, sont tous intégrables avec raccords et rallonges. La structure est réalisée en acier verni à la poudre époxy en Gris Aluminium (RAL9006).

## CAISSONS

Les blocs à tiroirs en bois sont réalisés en mélaminique amélioré dans les finitions: Érable, Noyer, Gris, Wengé et Rouvre; rails en métal (portée 25 kg); serrure à droite à verrouillage simultané des tiroirs. Les blocs à tiroirs en métal sont réalisés avec la structure et les tiroirs en tôle, finition Gris Aluminium (RAL 9006) et Blanc (RAL9010). Serrure à fermeture simultanée. Les blocs à tiroirs portants sont en version bois.

## CLOISONS

Les écrans au sol et suspendus en bois sont réalisés en mélaminique amélioré ép. 28 mm dans les finitions: Trame Blanc, Trame Gris, Trame Vert (seulement suspendus) Trame Jaune (seulement suspendus); bordés en ABS 2 mm. Ils sont associés, au moyen d'un système de brides spécial, aux plans de travail placés à une hauteur de 72 cm. Disponibilité de différents accessoires: porte-docks, porte-documents et classeurs. En outre: écran mobile blanc en PPL, avec borne en métal blanc, qui permet sa fixation dans n'importe quelle position du plan de travail.



Linekit spa  
Strada dell'Assenzio, 15  
47899 Serravalle  
Repubblica San Marino  
Telefono 0549.901930  
Telefax 0549.901925

International calls:  
Phone +378.901930  
Telefax +378.901925  
[linekit.com](http://linekit.com)  
[linekit@linekit.com](mailto:linekit@linekit.com)